



GENERAL PRACTICE ALERT STATE SITREP | 21.02.2025

LANCASHIRE & CUMBRIA DATA

GPAS STATUS

OPEL CONVERSION

CLINICAL ACTIVITY

RETURN RATE

OPEL

2

29/1000

39%

IMPORTANT FIGURES

421,379

MIN NUMBER OF PATIENTS COVERED BY AMBER + PRACTICES (1)

333,210

INDICATIVE NUMBER OF PATIENT CONTACTS IN GENERAL PRACTICE THIS WEEK (2)

LOCALITY DATA

	GPAS STATUS	OPEL STATUS	CLINICAL ACTIVITY	RETURN RATES
--	-------------	-------------	-------------------	--------------

Blackpool

Insufficient responses

Fylde & Wyre

2

28/1000

44%

Morecambe Bay

3

22/1000

45%

West Lancs

3

35/1000

47%

Greater Preston

1

35/1000

41%

Chorley & S. Ribble

Insufficient responses

East Lancs

2

22/1000

42%

Blackburn W/Darwen

1


30/1000

41%

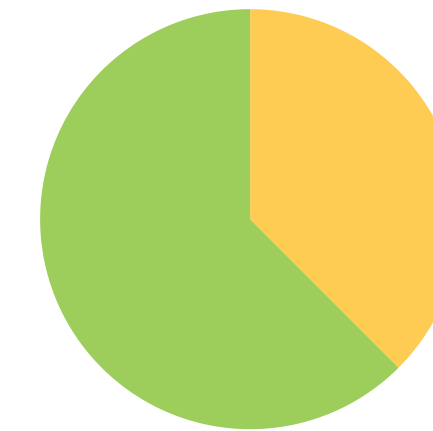
North Cumbria

Insufficient responses

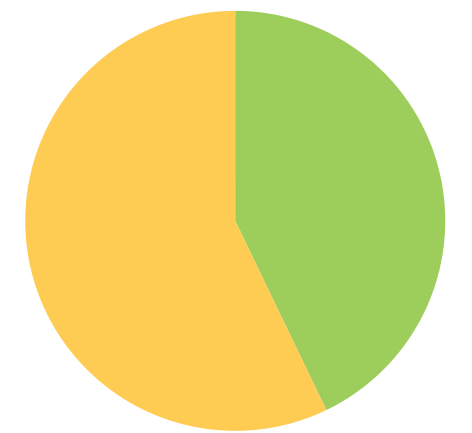
Blackpool



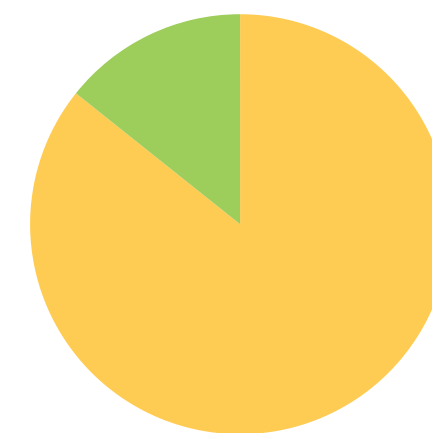
Fylde & Wyre



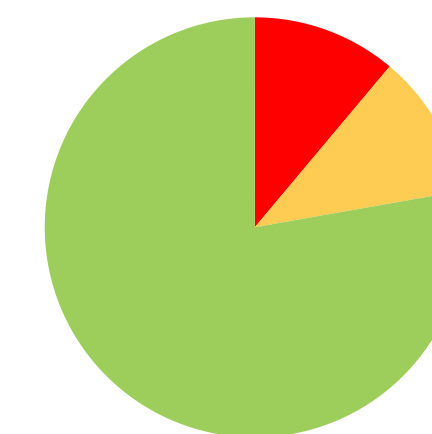
Morecambe Bay




West Lancs



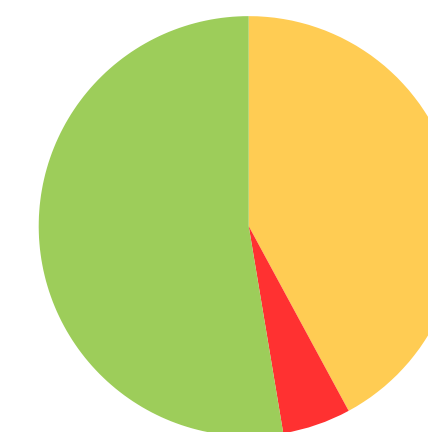
Greater Preston



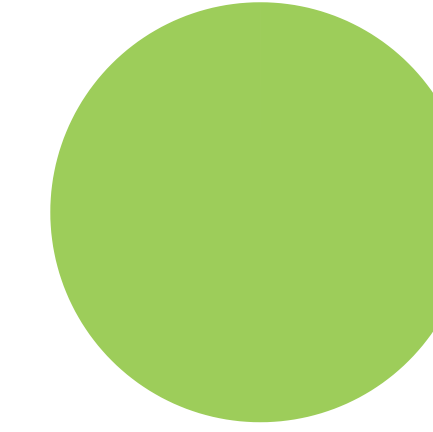
Chorley & S. Ribble




East Lancs



Blackburn W/Darwen



North Cumbria



A SELECTION OF THIS WEEK'S PRACTICE COMMENTS

3/4 ANP's off sick, clinical pharmacist sick, 2 x receptionists off sick one long term and gp annual leave. Attempting to cover with bank and locums where possible. Just about coping but impacting on triage ability.

GPAS CHANGE SINCE LAST SITREP

	Last SITREP	This Week	Trend	Note
Blackpool	Insufficient responses			
Fylde & Wyre	1	2	↑	OPEL 1 to OPEL 2
Morecambe Bay	2	3	→	
West Lancs	2	3	→	
Greater Preston	1	1	→	
Chorley & S. Ribble	Insufficient responses			
East Lancs	0	2		
Blackburn W/Darwen	0	1		
North Cumbria	Insufficient responses			

A QUICK GUIDE TO THE GPAS STATES

BLACK	Practice will fail within one month. Urgent system intervention required.
RED	Sustainable in the short term. Needs system support.
AMBER	Sustainable in the medium term (6 months max). Probably needs system support.
GREEN	Fully Sustainable.

LMC NOTE:

Please continue to share your data with us so that we can ensure the system is aware of any capacity and demand concerns pertaining to General Practice.

(1) This figure is accurate and is the sum of the list sizes submitting from those Practices registering as amber, Red and Black

(2) This figure is approximate and calculated by using the clinical activity figure for Lancashire & Cumbria multiplied by 5